

ISSN 1553-7641

WATERMARK

Newsletter of the Archivists and Librarians in the History of the Health Sciences

Volume XLI

Number 3

Summer 2018



TABLE OF CONTENTS

Editor's Note.....	4
From the President.....	5
Minutes of the ALHHS Annual Meeting, Los Angeles, CA, May 10, 2018.....	6
MeMA Notes.....	23
Member Profiles.....	26
Repository Profile: The Oskar Diethelm Library, De Witt Wallace Institute for the History of Psychiatry.....	27
48 th Annual Meeting of the American Osler Society.....	31
News of the History of Medicine Division, National Library of Medicine.....	34
News from the Wellcome Collection.....	41
News from the Center for the History of Medicine and Public Health, New York Academy of Medicine.....	43
News from the Historical Medical Library, College of Physicians Philadelphia.....	46
Repository News.....	50
Book Reviews.....	54
Advertisers.....	60

EDITOR:

Stephen E. Novak
Augustus C. Long Health Sciences Library
Columbia University Medical Center
New York, NY
Sen13@cumc.columbia.edu

ASSOCIATE EDITOR:

Jack Eckert
Center for the History of Medicine
Francis A. Countway Library of Medicine
Boston MA
jack.eckert@hms.harvard.edu

LAYOUT EDITOR:

Brooke Fox
Waring Historical Library
Medical University of South Carolina
Charleston, SC
foxb@musc.edu

MeMA NOTES EDITOR:

Tegan Kehoe
Paul S. Russell, MD, Museum of Medical History & Innovation
Massachusetts General Hospital
Boston, MA
tkehoe@mgh.harvard.edu

BOOK REVIEW EDITOR:

Patricia Gallagher
patriciaegallagher@gmail.com

ASSOCIATE BOOK REVIEW EDITOR:

Jonathon Erlen
Health Sciences Library System
University of Pittsburgh
Pittsburgh, PA
erlen@pitt.edu

**Submissions for the Watermark:**

The Watermark encourages submissions of news and stories about events, collections, catalogues, people, awards, grants, publications, and anything else of professional interest to the members of ALHHS. Please submit your contributions in a timely way to Stephen Novak, as e-mail attachments.

Visuals should be submitted as jpegs with a resolution of at least 100 dpi if possible. Copyright clearance for content and visuals are the responsibility of the author.

Cover Image: *English physicians Charles Scarborough and Edward Arris performing an anatomical dissection in 1651. Courtesy New York Academy of Medicine. See page 45 for more.*

EDITOR'S MESSAGE

It was a great pleasure to see so many of you at the annual ALHHS/MeMA meetings in Los Angeles this past spring. Kudos to Russell Johnson and his Local Arrangements Committee and Paulina Ilieva and her Program Committee for making it stimulating and enjoyable.

New ALHHS President Melissa Grafe points out in her inaugural column below how valuable membership in ALHHS and MeMA can be for our professional development. Our members represent many different collections and have a wide range of expertise that we can draw on if we find ourselves stumped by something that crops up in our work lives.

I wish we could see more of that expertise displayed in the pages of *The Watermark*. While I don't want to carp, it's true that we tend to receive news from the same people representing the same repositories. I'm not knocking them, but the current ALHHS Membership Directory shows members in almost 90 repositories around the world. Surely every one of those library or archives has news and every one of the members who serves in them has expertise.

Don't hide your light under a bushel basket – or perhaps I should say, in a records carton. Feel free to submit news of your repository or write an article highlighting some recent project you've completed that you think others might find interesting and useful. Don't hesitate to contact me if you're not sure what you have is appropriate for publication. As editor I'm here to help!

Best,

Stephen Novak

Editor, *The Watermark*

[BACK TO TABLE OF CONTENTS](#)

FROM THE PRESIDENT



Whether you are an ALHHS and MeMA member, you should be assured that working to bring together our two organizations will be one of my priorities as President. In this I'll be joined by my MeMA equivalent, Sarah Alger. At the annual meeting at Los Angeles, our two governance groups met and thought we might be at the point to start on this path. In an online survey, more than 90 ALHHS and MeMA members agreed to an exploratory committee to examine what a merger would entail and report back to both organizations. A number of members of ALHHS and MeMA (or both!) have volunteered time and energy to the cause. This possible merger is building on prior efforts to bring the two

organizations closer together. We currently share annual meetings, serve together on program and local arrangement committees, and publish in *The Watermark*, among other joint activities.

As library, archive, and museum professionals in the history of medicine and the health sciences, our jobs often stretch us well beyond our comfort zones. In the merger survey, a number of respondents noted that their collections contained books, archives, objects, and specimens. We often put on many different hats under the category of "other duties as assigned." The other day I helped move brains, which I'm fairly certain does not come under the category of librarian, but a large collection of nearly 100 year old brains and tumors is under my care. When I have questions about wet specimens, I know I can turn to colleagues at the Warren Anatomical Museum and other members of the MeMA community for advice and help.

On a personal level, I wouldn't be where I am now without the support and friendship of a number of people across museums, libraries, and archives. Christine Ruggere at Johns Hopkins hired, mentored, and cared for me over six years during my doctoral work and insisted I join ALHHS when I started at Yale. I interned with Diane Wendt and Judy Chelnick at the Smithsonian, learning to avoid the radium, catalog objects, and begin organizing specimens from the Centennial International Exhibition of 1876. Since joining Yale in 2011 and becoming the representative for the Medical Heritage Library,

Inc., it has been a real pleasure and privilege to interact regularly with my colleagues from across the nation and world to make medical and health collections freely available online. For ALHHS, the annual meetings are where I started to get to know people, bonding over barbecue in Kentucky or meandering through parts of UCLA's campus with a boisterous group of archivists, librarians, and museum folk. Past presidents, including our wonderful Rachel Ingold and the Steves (Novak and Greenberg), are already hard at work steering me in the right direction with advice and assistance understanding the history of the organization.

If you haven't already, reach out to me or your fellow members in ALHHS and MeMA. We are strong, dedicated and, very giving groups of people providing a real web of support, whether you are new to the profession or have years in the trenches. And please reach out to me if you can join the local arrangements or programming committees for our annual meeting in Columbus, Ohio.

Best to all of you,

Melissa Grafe

President, ALHHS

[BACK TO TABLE OF CONTENTS](#)

MINUTES OF THE ALHHS ANNUAL MEETING, LOS ANGELES, CA, MAY 10, 2018

Annual Business Meeting Minutes – 2018 Annual Meeting / Los Angeles

May 10, 2018, 12:30 pm

UCLA Library Conference Center, Charles E. Young Research Library

Travel Scholarship Committee Report: Elisabeth Brander

This presentation took place before the business meeting started so it could take place in front of both ALHHS and MeMA members.

Elisabeth Brander presented The Joan E. Klein Travel Scholarship to Kelsi Evans (UCSF) and Tegan Kehoe (Paul S. Russell Museum).

Judy Chelnick presented the MeMA Travel Award to Tegan Kehoe (Paul S. Russell Museum)

The Travel Scholarship Committee consisted of Elisabeth Brander (chair), Keith Mages, and Susan Hoffius. They began advertising the award in early January by sending the announcement to the ALHHS listserv, the ExLibris listserv, the MedLib listserv, and the Caduceus-I listserv. It was also distributed to the Society of American Archivists' Science and Technology group, advertised in the Winter 2018 edition of *The Watermark*, and posted to the ALHHS social media sites.



Elisabeth Brander (left) with The Joan E. Klein Travel Scholarship recipient Kelsi Evans (right).



Judy Chelnick (left) and Elisabeth Brander (center) with Tegan Kegow (right), recipient of both The Joan E. Klein Travel Scholarship and MeMA Travel Award.

The committee sent reminders to the listserv in February and March, but received no applicants until right before the March 14 deadline. They received a total of two applications for two awards, and the committee awarded them both because they were both deserving. The committee plans to award the scholarships again next year, and asks members to help spread the word.

Adoption of Agenda: Rachel Ingold

Approval of Business Meeting Minutes from ALHHS 2017 meeting in Nashville: Rachel Ingold for Dawne Lucas

Presidential Report: Rachel Ingold

I am pleased to report that the state of the Archivists and Librarians in the History of Health Sciences is quite good. As in years past, our finances are solid, membership is strong, and interest remains high.

I would like to thank all who participate and volunteer in all respects of our organization, and contribute in so many ways.

Last year at our annual meeting, the question of instituting non-member rates was raised. Scott Grimwood and Lisa Mix formed a task force to examine the issue and make recommendations to the Steering Committee. As a result, our 2018 meeting is the first meeting to introduce non-member and student rates.



Out-going president Rachel Ingold (right) passes bottle of Advil to new ALHHS President, Melissa Grafe.

You may recall that last year, we said good-bye to Russell Johnson as webmaster. Lori Curtis and Gerald Rezes have generously offered to work with Russell to migrate our website to a WordPress site. This process has been delayed due in part to wanting to ensure that the website migration didn't interfere with meeting registration. As our meeting winds down, I know we hope this endeavor will move forward.

I want to thank everyone again for their time, especially those members who have served on committees and as committee chairs and those in other leadership roles. I do want to particularly thank Russell Johnson for chairing the Local Arrangements Committee for the 2018 meeting – and Polina Ilieva for chairing our Program Committee. I also want to thank

and acknowledge those members who are stepping down from ALHHS positions: Lori Curtis and Scott Grimwood as Members-at-Large.

It has been an honor to serve as President of this organization for the past two years. I would like to welcome incoming ALHHS President Melissa Grafe, as I know we look forward to her leading us on.

Treasurer Report: Phoebe Evans Letocha

This is Phoebe's first year as Treasurer. ALHHS had to close the old Bank of America account in New York and open new Bank of America account in Maryland. It was easier to do it this way than to try to keep the New York account.

Rachel Ingold circulated the Treasurer's Report for the Bank of America account and the PayPal account.

Since our fiscal year ends on March 31, the report for this meeting looks interesting. There are variations from year to year depending on when money comes in and expenses are taken out for the annual meeting. The Tiffany awards are no longer listed as meeting expenses. The state of our finances is good. We have an analysis of annual meeting income and expenses going back to 2012, and are looking to see to what extent is the meeting paying for itself and if we are charging enough for the meeting.

Membership Report: Phoebe Evans Letocha

ALHHS ended 2017 calendar year with 171 members. In the future, we will be more aggressive about cutting off listserv access to people who don't pay their dues. There are 170 members now, including a few members who just joined within the past few days.

For 2018:

Membership renewals for 2018 (October 1, 2017-March 31, 2018): 144

New members who joined in 2018 (June* 1, 2017-March 31, 2018): 17

Total members at end of fiscal year, 3/31/18: 161

Total members for 2018 through April 30: 170

2017 members who have not yet renewed in 2018 as of April 30th: 21

Total 2018 membership as of 4/30/2017 is: 170 (146 renewing, 24 new members)

*New members who joined after June 2017 were credited to 2018 membership

For 2017:

Membership renewals for 2017 (October 1, 2016-March 31, 2017): 111

New members who joined through March 31, 2017: 23

Total members at end of fiscal year, 3/31/17: 134

Total members for 2017 through April 15: 139

2016 members who have not yet renewed in 2017 as of April 15th: 50

Total 2017 membership as of 12/31/2017 is: 171

For 2016:

Membership renewals for 2016 (September 1, 2015-March 31, 2016): 137

New members who joined in 2016 through March 31, 2016: 8

Total members at end of fiscal year, 3/31/16 (thus eligible to vote in election): 145

Total members for 2016 through April 15 (pre-paid + renewing + new): 157

2015 members who have not yet renewed in 2016 as of April 15th: 32

Total 2016 membership as of 12/31/2016 is: 166

For 2015:

Members who had prepaid for 2015: 7

Membership renewals for 2015 (September 1, 2014-March 31, 2015): 113

New members who joined in 2015 through March 31, 2015: 22

Total members at end of fiscal year (thus eligible to vote in election): 142

Total members for 2015 through April 15 (pre-paid + renewing + new): 160

2014 members who have not yet renewed in 2015 as of April 15th: 26

Total 2015 membership as of 12/2015 is: 176

Dawne Lucas sent out the updated membership directory last week. Additional changes will not be made until next year.

Social Media Report: Dawne Lucas for Gabrielle Barr

Social media for ALHHS has gained traction this year since the meeting in Nashville, where I had the chance to solicit the opinions of a handful of members. Postings have included relevant medical history topics that appear in the news, highlights of the collections of ALHHS members, and information about conferences, scholarships, and other library and archival opportunities. To date, 111 people like the Facebook page and 28 individuals and institutions follow the Twitter feed. While these numbers indicate growth, I am looking forward to hearing feedback on how to enhance engagement with the ALHHS community through the Facebook page and Twitter as well as how to be more innovative with the types of posts shared.

Program Committee: Polina Ilieva

The 2018 joint ALHHS/MeMA Program Committee included: Polina Ilieva, University of California, San Francisco (chair); Beth Lander, College of Physicians of Philadelphia; John Rees, National Library of Medicine (History of Medicine Division); and MeMA representative, Jennifer Nieves, Case Western Reserve University. The committee worked in close collaboration with the Local Arrangements Committee chair Russell Johnson (UCLA).

The meeting's theme focused on examination of critical issues in documenting, preserving, accessing, and teaching with health sciences collections in the newly emerging landscape that includes social media, big data, and other digital environments.

The first call for proposals was sent in mid-September 2017 and was posted on ALHHS, MeMA, MHL, MLA, AAHM and local archival association's listservs as well as ALHHS and AAHM websites and in *The Watermark*.

For the first time all submissions were collected through a Google form; deadline for submission was Friday, December 1th, 2017. The decisions about acceptance were made in mid-December and submitters were notified by early-mid January. Most of the responses to the call for papers came from the ALHHS members. We received and reviewed a total of 18 proposals, one person submitted 2 proposals: 12 proposals were accepted, 5 of which were joint proposals by two co-presenters. Out of twelve proposals, one presenter withdrew due to unexpected work engagement. The program included two 75-minute panel presentations and one 90-minute panel presentation, a total of 12 speakers participated in this meeting presenting 11 papers.

Michelle DiMeo from the Hagley Museum and Library submitted a proposal for an extended session or a workshop on UX 101. Working with the Local Arrangement Committee chair we were able to organize a 1.5-hour long workshop that was held at the UCLA Louise M. Darling Biomedical Library on Thursday, May 9th, nine participants attended this class.



Keynote speaker, Dr. Miriam Posner, presents *Animating Special Collections: Digital Humanities Opportunities for Historians of Health Sciences*.

Dr. Miriam Posner, assistant professor, Information Studies & Digital Humanities at UCLA was the keynote speaker.

This year, one of the program committee members, John Rees, established an Open Science Framework (OSF) meeting repository for submitting abstracts, slides, presentations, and other relevant data before, during, and after the meeting. The contributions are voluntary, but we encouraged presenters to take advantage of this service to share more broadly and preserve their work. It is also an entry point for participating in a growing open data community that supports Open Access and Open Data movements and can help build professional credentials. Most of the presenters uploaded their slides to the ALHHS OSF repository: <https://osf.io/view/alhhs2018/>

We recommend that ALHHS/MeMA continue growing its OSF repository and make the submission of accepted abstracts prior to the meeting mandatory. We also recommend that ALHHS add a poster session – the accepted posters will be displayed during the ALHHS meeting and also at the AAHM meeting.

Local Arrangements: Russell Johnson

Russell Johnson (UCLA), chair

(rjohnson@library.ucla.edu)

Judy Chelnick (National Museum of American History,
Smithsonian Institution)

Lori Curtis (Loma Linda University)

Lisa Mix (Weill Cornell Medicine)

Howard Rootenberg (B & L Rootenberg Rare Books)

Megan Rosenbloom (University of Southern California)



Russel Johnson cleans up after a successful annual meeting.

Meeting Site

- Meeting in Los Angeles due to agreement with AAHM in 2015 at New Haven meeting
- AAHM's 91st annual meeting is the 2nd in Los Angeles (1962) and 9th west of the Mississippi
- Playing up West Coast / Pacific Rim location:
 - California wines at dinner
 - Tried to get UCLA mariachi band (*Mariachi Uclatlan*) for our Happy Hour, but the Emeriti Association lecture organizers in nearby room complained about possible “noise”
 - AAHM logo

Attendance

- 78 registrants
- 70 at Wednesday dinner (10 registrants re dinner-only)
- 68 at Thursday meeting (8 registrants are meeting-only)

Registration Fee

- Full member = \$35.00
- Non-member = \$50.00
- Student member = \$20.00

- Student non-member = \$35.00
- Dinner = \$55.00
- We instituted the non-member meeting registration rate (rate plus \$15 for 1-year membership in either ALHHS or MeMA) proposed and cheered at business meeting in Nashville in 2017
- Registration form (Google doc) and spreadsheet set up by Phoebe Letocha Evans

Accommodations

- AAHM contracted with the nearly-completed Luskin Conference Center and Hotel in the core of the UCLA campus; like the Emory/Atlanta meeting (hotel on campus)
- \$230/room/night with no tax
- When AAHM announced the room reservation code, we urged members to reserve rooms ASAP; this flooded the early nights in the AAHM contract, requiring several re-negotiated expansions of the contracted room block
- The Luskin sold out before its deadline date, necessitating non-binding room blocks at three other local hotels

Meeting Location

- UCLA Library Conference Center in Charles E. Young Research Library; reserved at no cost with our meeting hosted by UCLA Library Special Collections (LSC-Biomed)
- Breakfast/coffee breaks catering contracted through UCLA Catering, selected with advice of LAC. We opted to pay for all catering, because didn't have students to get, and set up, supermarket and deli provisions. LSC-Biomed staff unavailable because unit remained open for visitors to conduct research while in town for AAHM. AFSCME strike (and sympathy strikes) on campus threatened to cancel the catering delivery if the strike extended into Thursday morning
- Individually-selected boxed lunches contracted with Ingallina's Box Lunch
- Copying, printing, labels, badges, directional posters, etc. contributed as gift-in-kind by non-state UCLA Library Special Collections-Biomed supplies fund

Annual Dinner

- Luskin was too expensive
- Considered elsewhere in L.A./Santa Monica, but bus would be expensive and time-consuming

- Hammer Museum (courtyard) would not commit more than 3 months in advance
- Westwood Village has few options; it has a depressed business core with several large venues sitting vacant for years (some more than a decade) because landlords refuse to lower their rents
- Considered Rotunda in Powell Library, one of the first four buildings built and opened in 1929; but, while it is beautiful, its acoustics are challenging for sit-down dinners
- UCLA Faculty Center:
 - Dining rooms have adjoining patios
 - Selected a room with a vaulted ceiling and carpeted floor, to facilitate dinner table conversations
 - Disadvantage: payment funnels through UCLA (Cannot pay directly from ALHHS)
- Menu selected with advice from LAC members
- Happy hour drinks were supplied gratis due to contribution from a donor: Kathy Donahue, curator emerita of history of medicine at UCLA



ALHHS and MeMA members enjoying the annual banquet at the UCLA Faculty Center.



A good time was had by all!



Pat Gallagher (left) and Lisa Mix (right) catching up at the banquet.

Tours

- This year's program came as a surprise and challenge to LAC:
- It will last until 4:00 or 4:15, constraining Thursday tours to short time blocks
- It added a special workshop on Wednesday, necessitating find a room, with coverage and A/V, and pushing most tours to Wednesday morning

- This, then, required interested participants to take an additional (Tuesday) sleeping room night, which surprised the contracted hotel
- We hoped to offer a workshop on portrait, commemorative, and other medallic art, with Ira Rezak; however, Library Administration reballed plans for converting part of our reading room into a special collections group-study and classroom; anticipated decisions and construction were delayed, so we could have done the workshop after all
- We tried to duplicate Thursday's Getty anatomy AAHM workshop on Wednesday, but did not succeed
- MeMA requested a visit to the Museum of Jurassic Technology. We opted not to charge for bus transportation or the reduced admission fee, instead using donor funds.
- Tours:

Tour #1 (limited to 15 people)

Behind-the-Scenes and Alongside-the-Construction at History & Special Collections for the Sciences

Wednesday 5/9, 8:00-9:30am

History & Special Collections for the Sciences, a division of UCLA Library Special Collections, 4th floor, UCLA Louise M. Darling Biomedical Library

Docent: Russell Johnson (Curator for History of Medicine and the Sciences)

Tour #2 (limited to 20 people)

Tour and Tea at the Museum of Jurassic Technology (MJT)

Wednesday 5/9, 10:15am-2:30pm

Tour wrangler: Lisa Mix

Neighborhood contact at site: Carl Miller

Docent: MJT

Tour #3 (limited to 15 people)

Tour of the Mildred E. Mathias Botanical Garden

Wednesday 5/9, 10:00-11:00am

Docent: Jules Cooch (Visitor Services Coordinator)

Tour #4 (AAHM tour; accommodates 10 from ALHHS/MeMA)

Rarely Seen Period Rooms in the Jules Stein Eye Institute (JSEI)

Thursday 5/10, 4:00-5:15pm

The W a t e r m a r k

Volume XLI

Number 3 (Summer 2018)

Docent: Victoria Steele (Curator for UCLA Public Art)

Tour wrangler: Lisa Mix

Tour #5 (limited to 15 people)

Kleinrock Center for Internet Studies

Thursday 5/10, 4:00-5:15pm

Docent and wrangler: Charlotte B. Brown (UCLA University Archivist emerita)

Tour #6 (Self-guided)

Thursday 5/10, 4:15-5:00pm

Teaching with Rare Materials in the History of Medicine exhibit

Library Special Collections, A-level, UCLA Charles E. Young Research Library

Observations

- Do a better job recruiting student participation in meeting
- Expect more West Coast meetings, especially in San Francisco/Bay Area and Pasadena
- Need an ALHHS/MeMA representative intimately involved in the AAHM LAC, to advocate for our satellite meeting
- Expect push-back from AAHM as the ALHHS/MeMA meeting expands in duration, need of rooms and other resources, and number of attendees
 - Impact on AAHM-contracted hotel sleeping room block, especially expanding earlier in week; don't be surprised by a request to make our own sleeping rooms block contract
 - Don't expect to get any hotel meeting rooms for free
- Important to accommodate growing range and frequency of food choices or restrictions: vegan, vegetarian, gluten-free, allergies, etc.
- Need to remove the cost of awards and invited speakers from the meeting ledger, if the organizers are to have any hope of breaking even (and that is something to which I personally committed from the outset). Otherwise, raise meeting fees or raise money.
- Encourage LAC to raise donor funds against meeting expenses, unless we commit to increasing the registration fee and dinner charges to match actual costs
- Need an Ad Hoc Committee on Annual Meetings to revise the Blue Book and advise on a growing annual meeting

Nominating Committee Report: Dawn McInnis

The 2018 Nominating Committee was composed of Dawn McInnis (Kansas), chair, Lucy Waldrop (North Carolina), and Garth Huston (California).

The proposed slate of Officers were

Secretary: Dawne Lucas, University of North Carolina Chapel Hill

Member-At-Large: Emily R. Novak Gustainis, Harvard University

Member-At-Large: Beth DeFrancis Sun, American College of Obstetricians & Gynecologists

On March 5, Dawn McInnis sent a notice to the membership that voting would commence from March 6-23, 2018 through the ALHHS SurveyMonkey account. The ballot was created by Phoebe Evans Letocha and then sent by McInnis to all members. As new members joined they received a ballot, and final reminders were sent to those who had not responded. At the close of the election 86 of 157 members had voted (55%). The 2018 slate of Officers was officially elected by the voting membership.

The new Officers' terms will begin at the end of the 2018 ALHHS Annual Meeting, on May 10, 2018.

Publications Committee: Michelle DiMeo



Christie Moffatt (right) accepts the Online Resource Award on behalf of the NLM Web Collecting and Archiving Working Group.

This past fall, the Publication Awards Committee called for and received four nominations from the ALHHS membership for the annual Publication Award in the categories of monograph (one submission) and online resource (three submissions); no nominations were received for article. This committee, which consisted of Michelle DiMeo (Chair), Dan Cavanaugh, and Rebecca Williams, was grateful to have received nominations in two categories and, after extending the deadline to January 31, evaluated the submissions in February and March. Guided by the criteria for award consideration as outlined in the ALHHS Procedures Manual, each nominated work was evaluated by the Committee for:

- Quality and style
- Contribution to the field
- Overall relevance to the profession

This year, the nominated online resources differed greatly from each other: an electronic archival collection of websites and social media posts depicting HIV and AIDS in the early twenty-first century, an online exhibition concerning the 1918 flu pandemic, and a scholarly digital edition comparing multiple editions of an important 15th-century anatomical book. The decision was difficult to make, and the committee carefully used a points system to weigh the nominations against the three criteria. After much deliberation, they agreed to present the award to the US National Library of Medicine's Web Collecting and Archiving Working Group for their curated collection "HIV/AIDS Web Archive", which is freely available on the Internet Archive's Archive-It site (<https://archive-it.org/collections/8400>).



Michelle DiMeo (left) presents the Best Monograph Award to Aimee Medeiros (right).

While the Committee received only one monograph nomination, they were unanimously impressed by Aimee Medeiros's *Heightened Expectations: The Rise of the Human Growth Hormone Industry in America* (University of Alabama, 2016), and recommended that it receive the award.

DiMeo presented the awards to Medeiros and to Christie Moffatt, Chair of the NLM Web Collecting and Archiving Working Group.

Recognition Awards Committee Report: Brooke Fox

The committee was formed in September of 2017 with Brooke Fox as Chair and members Linda Lohr and Judith Wiener. The first call for nominations was posted to the ALHHS listserv on September 19, 2017, and subsequent announcements posted October 16, November 16, December 14, 2017, and January 31 and February 20, 2018. In addition, the call for nominations was published in the Fall 2017 and Winter 2018 issues of *The Watermark*. The deadline for submission was February 28, 2018.

The committee received three submissions, including one for Recognition of Merit and two for the Holloway Award. After careful review the committee awarded the Recognition

of Merit to Bruce Fye, MD, and the Holloway Award to Stephen Greenberg, PhD and Stephen Novak.

Fox and Lohr presented the awards to the recipients, who were all in attendance.



Brooke Fox presents the Holloway Award to Steve Novak.



Dr. Bruce Fye accepts the Recognition of Merit award.



Holloway Award winner Steve Greenberg makes remarks to the audience.

Watermark Editor's Report: Stephen Novak

Publication: Since our last meeting in Nashville, four issues of *The Watermark* (v.40, n.3-v.41, n.2) have been published electronically. Issues have ranged from 38 to 60 pages with an average of 52 pages per issue.

Personnel: Staff remains the same: Stephen Novak, Editor; Jack Eckert, Associate Editor; Brooke Fox, Layout Editor; Tegan Kehoe, MeMA Notes Editor; Pat Gallagher, Book Review Editor; and John Erlen, Associate Book Review Editor.

Russell Johnson, as Webmaster, has been responsible for the timely inclusion of each issue on the ALHHS website.

Lastly, though not "personnel," it is ALHHS members who make *The Watermark* possible through their timely submission of articles.

Advertisers: The number of advertisers remains at four. The financial aspects of this will be found in the Treasurer's Report.

Pat Gallagher is looking for more book reviews.

Website and Listserv Report: Russell Johnson

The website will be transferred to a new platform this summer. We did not want to do it before meeting registration. Phoebe Evans Letocha now can add people to the listserv.

ALHHS Archives Report: Rachel Ingold for Jodi Koste

Nothing to report: no requests for archives and no transfers.



UCLA University Librarian Virginia Steele welcomes ALHHS and MeMA members to the UCLA Charles E. Young Research Library.

Old Business

Website/Blue Book: As mentioned earlier, an updated version of the Blue Book will be available when the new website is available.

New Business

1. Program length: ALHHS would like to examine extending the length of the annual meeting to 1.5 days instead of 1 day in order to accommodate more programming. Lisa Mix pointed out that extending the program length could be a hardship for people with limited funding, as it would mean needing to book a hotel room for an additional night. Steve Greenberg and Christine Ruggere echoed this concern. Russell Johnson pointed out that this year's meeting was

essentially 1.5 days. A poster session could be added without extending the length of the program. Rachel Ingold suggested creating a task force.

2. Potential ALHHS/MeMA merger: ALHHS and MeMA have been doing more and more together, including joint meetings and a joint registration process. The officers of both organizations met the day before the annual meeting to talk about possibly merging the two organizations, with MeMA becoming part of ALHHS. Melissa Grafe will send out a brief survey to ALHHS members. Howard Rootenberg asked about the sense of the conversation amongst the ALHHS and MeMA officers. Rachel Ingold replied that there's a lot of opportunity, but there's also a sense of the identity of both organizations. ALHHS wants everyone to feel welcome, and not that we are taking MeMA over. Martha Stone commented that it would be really beneficial to get perspectives from everyone. Rachel Ingold suggested the creation of a task force.

Adjournment: Ingold gave the ceremonial bottle of aspirin to Melissa Grafe. Ingold motioned to adjourn the meeting, which was seconded by the membership. The meeting adjourned at 1:15 p.m.

Respectfully submitted,

Dawne Lucas

ALHHS Secretary

[BACK TO TABLE OF CONTENTS](#)

ANNUAL MEETING MOMENTS



Annual banquet



Enjoying Happy Hour at the UCLA Faculty Center.



Panel 1 (l-r): Christie Moffatt, Christine Wenc, Kelsi Evans, David Krah



Panel 2 (l-r): Linda Lohr, Sarah Alger, Lois Hendrickson, Patricia Hanes

Our thanks to Stephen Greenberg for the photos on pages 7-22

[BACK TO TABLE OF CONTENTS](#)

MEMA NOTES

New MeMA Member Profile

Name: Tupper Stevens

Member since: 2018

Hometown: Baltimore, Maryland (born on the West Coast but I love Baltimore best, hon)

Current Employer and Position: Manager of Museum and Archives, the William P. Didusch Center for Urologic History of the American Urological Association

Education: BA in English/Gerontology (University of Maryland), MS in Liberal Arts (Johns Hopkins University), MLS (University of Maryland)

Professional interests: I am obsessed with the history of urology, despite knowing less than I would like about the many urologic conditions and treatments. There is so much more to learn and do! I was hired to help the urologist/curator “organize the library” almost 20 years ago and now oversee the institutional archives and annual Didusch medical history exhibit. I have learned to sweet-talk (OK, harass) urologists and AUA staff into helping me; I am a dab hand at putting together GEM display structures, hauling boxes of brochures and listening to the tales of retired physicians.

Other facts, interests, or hobbies: I like reading and children (sadly, not many come to the urologic museum, but I now have two grandchildren); I have a meditation practice that keeps me sane some of the time.

Here I am in the Didusch Center’s 2018 exhibit now at AUA Headquarters, which showcases a replica 1920s Hopkins operating room à la Hugh Hampton Young (the Father of Modern Urology). This exhibit, *Erecting Giants: Medical Memoirs*, features an early operating/X-ray table designed by Dr. Young as well as many of the (now antique) instruments he designed and used in his perineal prostatectomy operation.





The *Erecting Giants* exhibit in San Francisco, at the AUA's 2018 Annual Meeting.

Neuroscience and Military Medicine Spotlighted During 2018 Brain Awareness Week at National Museum of Health and Medicine

Inspiring an interest in the brain sciences was the objective of Brain Awareness Week at the National Museum of Health and Medicine (NMHM), a Department of Defense (DoD) museum in Silver Spring, MD, from March 13-16, 2018. March is recognized as Traumatic Brain Injury Awareness Month by the DoD each year.

BAW, now in its 19th year at NMHM, is an annual event bringing together middle-school students with the museum's education partners, including subject matter experts from government agencies and military medical research agencies. BAW was founded by the Dana Alliance for Brain Initiatives, an organization dedicated to advancing brain research.

The students discovered how important brain research is at several stations during the week.

Kristen Pearlstein, PhD, anatomical collections manager for NMHM, used models from the museum's collections for a cranial nerve demonstration to illustrate that brain-focused research helps medical professionals understand the complexities of connections in the human body. She showed the students how nerve signals travel from the brain to target areas. "The nerves are bundles of fibers, like the cables of our bodies," she explained. They learned the parts that the nine nerve bundles play in everyday living, and the effects of nerve damage.

Kristen Pearlstein, PhD, anatomical collections manager for NMHM, talks to students about how nerve signals travel from the brain to target areas in the body during Brain Awareness Week 2018 at the National Museum of Health and Medicine in Silver Spring, MD. (National Museum of Health and Medicine photo by Matthew Breitbart / Released)



Archibald Fobbs, NMHM's neuroanatomical collections manager, talked to the students about how the brain works and why it's so important to take good care of it. "We're sharing how this museum's collection has the potential to support all manner of research about the brain and encouraging the students to consider careers in the brain sciences," he said. Fobbs encouraged students at his station to hold a real human brain.



Archibald Fobbs, NMHM neuroanatomical collections manager, talks to students about how the brain works during Brain Awareness Week 2018 at the National Museum of Health and Medicine in Silver Spring, MD. (National Museum of Health and Medicine photo by Matthew Breitbart / Released)

BAW at NMHM supports the Department of Defense's science, technology, engineering and math (STEM) development priorities. The BAW program is closely aligned with performance expectations for middle school students as described in the Next Generation Science Standards promoted by the National Academy of Sciences. See http://www.medicalmuseum.mil/index.cfm?p=media.news.article.2018.brain_awareness_week for more information.

Lauren Bigge

Public Affairs Coordinator

National Museum of Health and Medicine

Silver Spring, MD

[BACK TO TABLE OF CONTENTS](#)

MEMBER PROFILES



Name: Michelle DiMeo

Member of ALHHS since: 2013

Hometown: Chicago, IL

Current Employer and Position: Business Manager, Hagley Heritage Curators at the Hagley Museum and Library in Wilmington, DE

Education: PhD and MA, University of Warwick (UK). BA, Roosevelt University. Postgraduate certificate, University of Maryland iSchool.


Professional interests: At my last two jobs (College of Physicians of Philadelphia and Science History Institute), I primarily directed digital library initiatives. In my current job at Hagley I'm seeking partnerships with businesses and trade organizations, encouraging them to deposit their records in our archives. I am also a historian of seventeenth-century science and medicine. I've published an edited collection of essays on early modern recipe books and recently submitted a draft of my intellectual biography of Lady Katherine Ranelagh (Robert Boyle's sister) to the publisher.

Other facts, interests, or hobbies: I lived in England for seven years and still miss my former European life! But my new home in Philadelphia is right alongside the Wissahickon and allows for daily walks past the legendary Cave of Kelpius. If I'm not hiking around there with my dog, I'm probably at home scheming with my son about how we can start a llama business.

Name: Stephen (Steve) Greenberg

Member of ALHHS since: 1992

Hometown: Bronx, NY



Current Employer and Position: Head, Rare Books and Early Manuscripts Section, History of Medicine Division, National Library of Medicine

Education: PhD (History), Fordham University; MSLS (Rare Books), Columbia University. Other degrees in Anthropology and Sociology.

Professional interests: History of printing and publishing, history of librarianship, history of photography, and especially medical photography.

Other facts, interests, or hobbies: Photography, especially travel and landscapes. Has self-published two books of photographs and maintains a website gallery of images. Married to ALHHS member Patricia Gallagher. Lifelong NY Yankees fan (grew up ten minutes from the stadium). Possibly the world's worst guitar player.

[BACK TO TABLE OF CONTENTS](#)

REPOSITORY PROFILE: OSKAR DIETHELM LIBRARY, DE WITT WALLACE INSTITUTE FOR THE HISTORY OF PSYCHIATRY



Oskar Diethelm Library Reading Room, 2018

The [Oskar Diethelm Library](#), part of the [DeWitt Wallace Institute for the History of Psychiatry](#) at Weill Cornell Medical College in New York City, contains a rich collection of books, manuscripts, images, and esoterica related to the history of psychiatry. Founded in 1936 as a small departmental collection, the Library has grown to comprise some 50,000 items in a variety of formats, including printed books and serials, archives and manuscripts, photographs, prints, sound and video recordings, and other ephemera. Library materials relate to psychiatry, psychology, psychoanalysis, mesmerism, spiritualism, phrenology, witchcraft and other topics. Archival holdings include the papers of numerous organizations and individuals.

The Institute and the Library had its origins in 1936, when Dr. Oskar Diethelm, Chairman of the Department of Psychiatry and Director of the recently opened Payne Whitney Psychiatric Clinic at what was then called the New York Hospital-Cornell Medical Center, began assembling books and journals important to the history of psychiatry. When Dr. Eric T. Carlson became Director in the late 1950s, he expanded the scope and mission envisioned by Dr. Diethelm into that of the Institute as it exists today.

Under the leadership of Dr. Carlson, the activities and collections steadily grew to serve a wider range of interests, from the education of medical students and residents, to the exchange of ideas among scholars from many disciplines. In the early 1960's, Dr. Carlson initiated a series of biweekly research seminars. Renamed the [Richardson Research Seminar](#) in 1993, the series has continued to the present day and now has the distinction of being the oldest forum in the United States dedicated to the study of the behavioral sciences. In 2013, the Institute initiated a lecture series, [Issues in Mental Health Policy](#), to address current events in mental health and illness in the 21st century.



The Library is home to a diverse and unusual array of material. Its rare book collection contains over 1350 works that predate 1801, and approximately 6000 nineteenth century works. These numbers include nearly 500 medical dissertations of psychiatric interest published prior to 1750 which were collected by Dr. Oskar Diethelm on his travels throughout Europe. The Library holds major collections dating from the 15th century in Latin, French, German, and Italian, as well as selected works in Arabic, Dutch, Hungarian, Portuguese, Russian, Spanish, and Swedish. Subject strengths include the history of hypnotism and psychoanalysis, the American mental hygiene movement, and

the temperance movement, as well as religious and medical debates on witchcraft, suicide, and sexual behaviors.

Some highlights of the collection include:

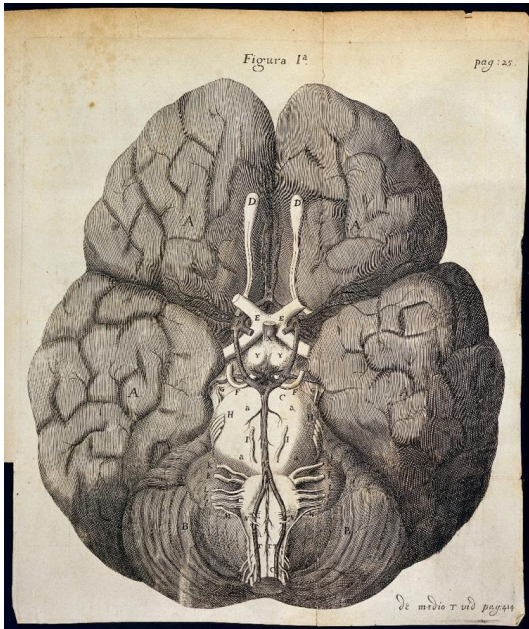


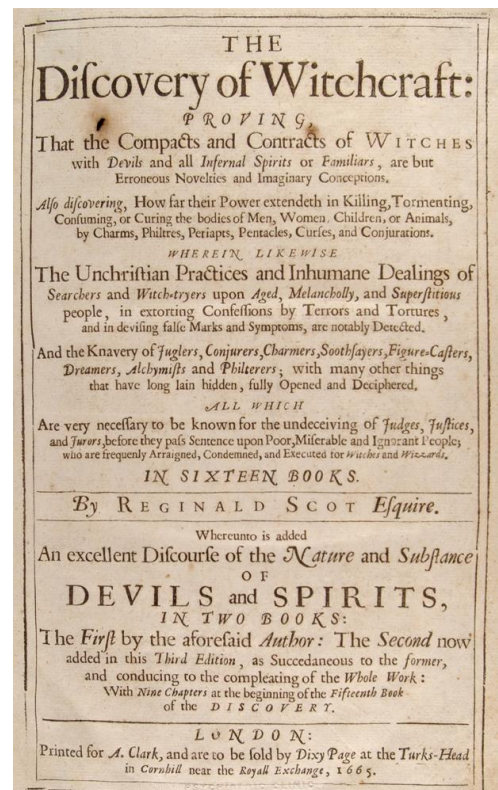
Plate from *Cerebri Anatome*, 1664

Willis, Thomas. *Cerebri Anatome: cui accessit nervorum descriptio & usus*. London: Typis Ja. Flesher, impensis Jo. Martyn & Ja. Allestry, 1664.

Thomas Willis (1621-1675), a 17th century British physician, described the anatomy of the brain and nerves in this work. Willis is known for coining the term neurology and was the first to describe the "Circle of Willis," an arterial supply at the base of the brain.

Scot, Reginald. *The Discovery of Witchcraft*. London: Printed for A. Clark, 1665.


This book, originally published in 1584, was written as an argument debunking the existence of witches and witchcraft. Its author was an English gentleman who believed that innocent people, many of whom were poor, simple-minded or mentally ill, were being unjustly persecuted as witches.



Title page from the *Discovery of Witchcraft*, 1665

Burton, Robert. *The Anatomy of Melancholy*. London: Printed for Peter Parker, 1676.

Burton (1577-1640) first published his extensive survey of melancholia in 1621. He went on to publish five revised and expanded versions during his lifetime.



Title page from *The Anatomy of Melancholy*, 1676

The Library's manuscript division was officially established in 1976, cementing its growing importance as a repository for the unpublished papers of organizations and individuals vital to the history of psychiatry.

[Archival holdings](#) include approximately 60 collections of papers from individuals and organizations of significance in the history of psychiatry. Notable collections include the records of the [American Psychoanalytic Association](#), which contain a wealth of research material on the history of psychoanalysis in 20th century United States, and the papers of the National Committee for Mental Hygiene, documenting the American mental hygiene movement. The Library also holds the papers of D.W. Winnicott, a renowned child psychologist of the mid-20th century, and David Levy, a pioneer in child psychiatry who introduced the Rorschach test for measuring personality traits and general intelligence to the United States. These two collections are important resources for the study of child psychiatry and psychoanalysis. Other individual collections of interest include the papers of early 20th century psychiatrist Thomas W. Salmon; Clifford Beers, the founder of the American mental hygiene movement; and Jonathan Webster, a practitioner of

“mesmerism.” The library also holds a very large collection (over 3500 volumes) of [hospital and asylum annual reports](#) of the 19th and early 20th centuries.

The library has been staffed by a professional librarian since the early 1990s. All of the book collection (over 30,000 volumes) is cataloged in OCLC/WorldCat and a local online [library catalog](#). I have served as Special Collections Librarian since 2011 and have been working steadily toward increasing access to library resources and cataloging unprocessed archival collections. In the last few years, with the help of a few dedicated library graduate student interns, all of the library’s prints, photographs, ephemera, and objects have been organized and cataloged. Prior to this, researchers did not have access to these rich and remarkable visual resources (over 1500 items and counting). Current projects include tackling cataloging of the library’s audiovisual materials (a basic index has been completed) and reviewing the library’s collection of rare oversized volumes. Recent collections that have been processed and now have finding aids available online include the papers of prominent psychoanalyst [Franz Alexander \(1925-1981\)](#), psychiatrist and psychoanalyst [Leopold Bellak \(1916-2000\)](#), and child psychoanalyst Peter Blos (1904-1997).

The Oskar Diethelm Library serves a diverse group of patrons, both internal Weill Cornell Medical College faculty, students, and staff, and national and international scholars in the history of psychiatry and related fields. The Library is open by appointment to researchers.

Marisa Shaari, MA, MLIS

Special Collections Librarian, Oskar Diethelm Library
Weill Cornell Medical College

[BACK TO TABLE OF CONTENTS](#)

48TH ANNUAL MEETING, AMERICAN OSLER SOCIETY

The 48th Annual American Osler Society meeting was held May 13-16, 2018, in Pittsburgh, PA and was co-hosted by the University of Pittsburgh and the C. F. Reynolds Medical History Society. The meeting attracted over 125 participants from the United States,



Canada, Great Britain, and Australia. This year's meeting differed from past AOS meetings in several ways, all positive.

Firstly, while there was a conference hotel, the Wyndham Hotel, all day-time lectures, breaks, and meals were held at the University Club on the University of Pittsburgh campus, an easy three block walk from the Wyndham. The University Club offered many advantages over holding the AOS meeting in a hotel, which has been the typical norm. Second, since we were paying for food and beverages, the University Club waived all room usage fees. Third, audiovisual support was nearly one-tenth the cost of the normal hotel rates. The University Club runs numerous conferences annually so was well prepared to meet all our needs. All meals and breaks were served in the charming upstairs ballroom and all lectures were held in the main ballroom on the first floor, with ample seating. The art display was held in the library of the University Club down the hall from the main ballroom.



Tuesday dinner

Secondly the meeting attracted an unusually robust number of abstracts for presentation, forcing the Program Committee, chaired by Dr. Clyde Partin, Jr., to have to make some difficult choices. This again raises the contentious issue of joint sessions, as many of the rejected authors choose not to attend this meeting. The final AOS program contained over fifty-five papers, an all-time high for an AOS meeting. Topics ranged from aspects of ancient history of medicine to current medical issues. The meeting officially

began Monday morning with several songs performed by part of the University of Pittsburgh Female Choir, a stylish opening touch. Then the Chancellor of the University of Pittsburgh, Patrick Gallagher, extended the hospitality to the AOS from the University of Pittsburgh, followed by welcoming remarks by Bernard Goldstein, president of the C. F. Reynolds Medical History Society.

Nearly a third of the papers presented were by non-AOS members, potentially heralding some new future society members. The reason for this large number of non-AOS submissions was at least in part due to the work of the Local Arrangements Committee who diligently reached out to medical schools and medical societies in the United States,

Canada, and Great Britain to encourage medical students, residents, and physicians to join us for the Pittsburgh meeting. This outreach effort, though time-consuming, paid great dividends and the information about contact personnel at these non-AOS sites has been shared with the Montreal LAC.

There were a much larger and diverse number of medical students than at past AOS meetings. We heard talks by medical students from many different medical schools in the United States, Canada, and Australia. These sessions were of high quality and showed promise for the future of physician-done history of medicine scholarship, one of the main goals of the AOS.

The two evenings were both enjoyable and unique. Monday night was the annual presidential banquet. The AOS attendees walked two blocks to the Alumni Hall on the University of Pittsburgh campus where we were treated to a lovely full course dinner in the Connolly Ballroom. Following dinner the AOS president, Dr. Laurel Drevlow, gave a most enjoyable performance. She made full use of the baby grand piano rented for this purpose to play and sing a variety of music in between her lecture comments. The audience appreciated the show, rewarding her with a standing ovation at the conclusion of her presentation.

Tuesday evening the AOS attendees walked over to the lovely Heinz Chapel on the University of Pittsburgh campus and heard a nearly hour long organ recital by Dr. Michael Hammer, a world-regarded organist who delighted all those in attendance with a wide assortment of music played on the Heinz Chapel's master organ. The attendees marveled at the magnificent stained glass windows in the Heinz Chapel, a number of which



Heinz Chapel organ recital

contained images from the history of medicine. Following this event the attendees walked to the William Pitt Union, an historic building that had been a major hotel early in the 20th century and now serves as the student union for the University of Pittsburgh. The attendees partook of an informal barbeque dinner and much fun was had by one and all. The evening closed with a student guided tour of some of the Nationality Rooms on the main floor of the Cathedral of Learning, at forty-two stories, the tallest building on

a university campus in North America. The Nationality Rooms have been created by multiple ethnic communities living in Pittsburgh and demonstrate the special values of these diverse cultures. There are over thirty nationality rooms with more in the planning stage. While the University of Pittsburgh provides the space for these rooms the ethnic communities provide all the funding, architectural drawings, workers, and any items from their home land for each room, making them truly exceptional.

The John P. McGovern lecture was presented by K. Patrick Ober, senior internist from Wake Forest School of Medicine. His entertaining speech was on Mark Twain's concerns about sewer gas at the end of the 19th century. The AOS meeting concluded Wednesday morning when AOS president Laurel Drevlow turned over the AOS presidency to Clyde Partin. The meeting was adjourned at noon May 13. Renee Zimmer and her husband Matt oversaw all the registration technicalities for this meeting – a most daunting challenge – and Michael Jones made sure the AV worked for all the presentations.

The Local Arrangements Committee, co-chaired by Georgia Duker and Jonathon Erlen, want to thank the AOS for allowing us to assist in the planning and implementation of this meeting. We believe those in attendance left with wonderful memories of Pittsburgh and the University of Pittsburgh, which was our intention.

Now on to Montreal in 2019 for our next AOS meeting!

Jonathon Erlen

University of Pittsburgh

****Photo Credits: Jonathon Erlen***

[BACK TO TABLE OF CONTENTS](#)

NEWS FROM THE HISTORY OF MEDICINE DIVISION OF THE NATIONAL LIBRARY OF MEDICINE

NLM Announces New Homepage for Main Web Site

On June 1, 2018, the National Library of Medicine (NLM) released a new design for its [Main homepage](#) featuring simplified navigation, improved access to news and

highlights about NLM's work and training opportunities, and more direct access to NLM's most popular resources.

The screenshot shows the NLM homepage with a new header and navigation. The header includes the NIH logo and the text "U.S. National Library of Medicine". Below the header is a navigation bar with links: PRODUCTS AND SERVICES, RESOURCES FOR YOU, EXPLORE NLM, and GRANTS AND FUNDING. The main content area features a large banner with the text "Accelerating Biomedical Discovery and Data-Powered Health" and a search bar. Below the banner are six icons representing different NLM resources: PubMed, MedlinePlus, Open-i, TOXNET, ClinicalTrials.gov, and BLAST. The bottom section is divided into two columns: "NEWS AND HIGHLIGHTS" and "UPCOMING TRAINING".

The new homepage will link back to the original site for one month to allow users time to become familiar with the new navigation. The next phase of our refresh will be to transition all NLM pages to the new header and footer. We look forward to receiving your feedback at the [NLM Support Center](#).

NLM History of Medicine and Graphic Medicine Websites Receive 2018 Awards from the Academy of Interactive and Visual Arts



Two National Library of Medicine websites have been honored with 2018 [Communicator Awards](#) from the [Academy of Interactive & Visual Arts \(AIVA\)](#), an assembly of professionals from various disciplines of the visual arts dedicated to embracing progress and the evolving nature of traditional and interactive media.

In the award category for government websites, the website for the National Library of Medicine exhibition [Graphic Medicine: Ill-Conceived and Well-Drawn!](#) earned an [award of excellence](#), and the website for the [History of Medicine Division](#) of the National Library of Medicine earned an [award of distinction](#). [Link Studio](#), an interactive design

and medical illustration company, designed both websites in collaboration with National Library of Medicine staff.

The Exhibition Program of the National Library of Medicine creates lively and informative exhibitions and educational resources that enhance awareness of and appreciation for the collections of the National Library of Medicine. This most recent exhibition, *Graphic Medicine: Ill-Conceived and Well-Drawn!* explores the emerging genre of medical literature that combines personal narratives and the comic medium. The special display on which the website is based can be seen in the NLM's History of Medicine Division reading room through January 3, 2019. The traveling adaptation of *Graphic Medicine* can be seen in libraries across the country.

NLM Welcomes Applications to Its Michael E. DeBakey Fellowship in the History of Medicine for 2019

In cooperation with the Foundation for Advanced Education in the Sciences, the NLM is pleased to announce its call for applications to the Fellowship for 2019.

The NLM Michael E. DeBakey Fellowship in the History of Medicine supports research in the historical collections of the National Library of Medicine including but not limited to NLM's collection of Michael E. DeBakey papers which encompass the diverse areas in which DeBakey made a lasting impact, such as surgery, medical education, and health care policy. Overall, the NLM collections span ten centuries, encompass a variety of digital and physical formats, and originate from nearly every part of the globe. The Fellowship was established in 2016 and is supported by a generous gift from The DeBakey Medical Foundation.

Michael E. DeBakey (1908–2008) was a legendary American surgeon, educator, and medical statesman. During a career spanning 75 years, his work transformed cardiovascular surgery, raised medical education standards, and informed national health care policy. He pioneered dozens of operative procedures such as aneurysm repair, coronary bypass, and endarterectomy, which routinely save thousands of lives each year, and performed some of the first heart transplants. His inventions included the roller pump (a key component of heart-lung machines) as well as artificial hearts and ventricular assist pumps. He was a driving force in building Houston's Baylor University College of Medicine into a premier medical center, where he trained several generations of top surgeons from all over the world. He was a visionary supporter of the NLM, playing a pivotal role in its transformation from the Armed Forces Medical Library in the

1950s; the establishment of the National Network of Libraries of Medicine in the 1960s; launching NLM's outreach initiatives in the 1990s; and promoting the digitization of its indexes to pre-1960s journal articles.

The NLM's collection of Michael E. DeBakey papers includes material from the early 1900s to 2009 and contains correspondence, administrative records, diaries, transcripts, publications, speeches, conference and awards material, subject files, photographs, and audiovisual media. The collection reflects the vast expanse of Dr. DeBakey's life, achievements, and interests.

Fellowships of up to \$10,000 will be awarded to individual applicants, not to institutions, to help offset the costs associated with visiting and using the NLM collections, but may not be used for institutional costs or overhead (e.g. clerical costs, supplies, or other attendant project expenses). Applications are welcome from anyone over the age of eighteen, of any academic discipline and status. Non-U.S. citizens may apply.

To apply for the NLM Michael E. DeBakey Fellowship in the History of Medicine, visit [this online application portal](#) maintained by FAES in cooperation with the NLM. For details about the application process and required documents, please visit [this website dedicated to the Fellowship](#).

To receive consideration, all required materials must be submitted to FAES via the above online application portal by midnight EDT, September 28, 2018. NLM will announce awards by the end of the calendar year.

NLM Celebrates Five Years of *Circulating Now*

Free things like air,

Vital things like blood,

Living things like ideas...

Circulate.

With this introduction, we launched *Circulating Now* five years ago on July 2. The idea was—and remains—a simple yet meaningful one:

For over 175 years the National Library of Medicine's historical collections have circulated to generations within the reading rooms of its current and previous locations in and around Washington, DC. Today, these collections—as part of the trillions of bytes of data produced and delivered by the world's largest biomedical library—circulate daily to millions of people around the world,

including scientists, health professionals, scholars, educators, students, and the general public.

Now, hundreds of posts have covered topics reflecting the diverse interests of our patrons and the breadth of the NLM historical collections, which span ten centuries, encompass digital and physical formats, and originate from all around the globe.

Circulating Now features recent acquisitions to the collection, research by our conservation staff working to preserve our unique documents, digitization projects improving public access to materials, and loans and traveling exhibitions that make our



collections relevant to communities around the world. And *Circulating Now* runs series which explore our collections from different perspectives on contemporary topics related to health and medicine including the centenary of World War I and Data Science.

Our most-visited post to date has been viewed nearly 20,000 times. Many posts published throughout the last five years remain active, garnering more views daily. Our top performers include:

[Domestic Violence in the 1970s](#)

[The Lady Who Became a Nurse](#)

[On Combat Fatigue Irritability: Kerry Kelly Novick](#)

[A Headstart on Lice Prevention](#)

[Dr. Samuel Mudd, Prisoner and Physician](#)

["Wrapped in flesh": Views of the body in East Asian Medicine](#)

[Influenza Precautions, Then and Now](#)

[PTSD and Gene Kelly's Lost Wartime Star Turn](#)

[The Medical Civil Rights Movement and Access to Health Care](#)

[The Dance of Death](#)

This fifth year of *Circulating Now* also brought with it praise from important publications in health and science including a [review in the *Washington Post* Science and Health section](#), calling the blog "varied, lively and sometimes surprising." Influencers in the blogosphere have taken notice as well, including [Nursing Cleo](#), [The Public Domain Review](#), [Conservators Converse](#), [Daily History Reader](#), and the [Mid-Atlantic Chapter of the Medical Library Association](#), among others.

So, with thanks to everyone who has contributed their time and expertise over the past five years—including our committed staff, who collect, catalog, preserve, and interpret the historical collections of our institution; our dozens of staff authors and guests; our collaborators and partner institutions, and YOU our readers, including 5,000+ direct-subscribers and 335,000+ followers—*Circulating Now* has wonderfully achieved its goals of:

sustaining the tradition and commitment of the NLM, and libraries everywhere, to provide knowledge and expertise freely and to inspire people and enrich lives.

conveying the vitality of medical history in our 21st century world: its relevance and importance for research, teaching, and learning about the human condition.

evoking the living quality of the NLM's historical collections and the stories they offer about the experience of health and disease across ten centuries and around the world.

Leonidas H. Berry Digital Gallery



The National Library of Medicine (NLM) Exhibition Program is pleased to announce the launch of a digital gallery comprised of newly-digitized items from the Leonidas H. Berry Papers 1907-1982 archival collection. The digital gallery – a new addition to the 2014 NLM exhibition, *For All the People: A Century in Citizen Action in Health Care Reform* – features over 1,600 items highlighting the career and personal life of the trailblazing physician and civil rights advocate.

Dr. Leonidas H. Berry (1902–1995) was a social justice activist, medical pioneer, and influential member of the African American community. As a leader against discrimination in the medical practice, Dr. Berry sought to change the way the profession treated physicians of color and he fought to extend healthcare to communities that had none. His work is recognized as part of the NLM traveling banner exhibition and its online adaptation *For All the People: A Century in Citizen Action in Health Care Reform* because his activism called attention to disparities in medical care.

In an effort to honor, share, and make Dr. Berry's legacy accessible, NLM has digitized a selection of items. The digital gallery showcases his work as a gastroenterologist, innovator, mentor, and leader. He was well known for his Chicago medical practice and his efforts to develop an effective addiction treatment plan. His work as a gastroenterologist led him to create the Eder-Berry biopsy attachment in 1955, which allowed for direct-vision and suction biopsy during gastroscopic procedure. He was a teacher to medical students and gastroenterologists and performed over 5,000 gastroscopic procedures in his lifetime. As an African American, Dr. Berry faced discrimination throughout his career, yet he faced the challenges with tenacity. As president of the National Medical Association, he forged new working relationships with colleagues in the American Medical Association to desegregate the American Medical Association professional organization. He authored many books and other publications and presented lectures worldwide.

To highlight the digitization of this collection, a special, week-long Circulating Now blog series celebrates the life and work of Dr. Berry and shares select items from the Leonidas H. Berry Papers 1907-1982 archival collection. The series kicked off on July 17, 2018 and concluded on July 20—which would have been Dr. Berry's 116th birthday.

To find out more about Dr. Berry, researchers can browse the digital gallery and use the “Refine by...” categories to search by topic, creator, date, and item type. An insider’s pro-tip: on the [browse page](#), go to the right hand side and select “view all.” This will display all [1,686 items](#) alphabetically on one page: use Ctrl + F to quickly search and find text on the page.

[BACK TO TABLE OF CONTENTS](#)

NEWS FROM THE WELLCOME COLLECTION

Teeth Exhibition at Wellcome Collection

Wellcome Collection’s new exhibition is the first to trace the evolution of our relationship with our teeth, the dental profession, and the pursuit of a pain-free mouth.

Teeth examines the tensions surrounding tooth care, whether for health, comfort or confidence, and the origins of dentistry.

The exhibition features over 150 objects, including paintings and caricatures, ancient protective amulets, toothpaste advertisements. and a range of chairs, drills, and training tools.

As the only visible part of the human skeleton, teeth are intrinsically linked to identity, both individual and cultural, and say a lot about who we are. The exhibition explores the lengths some people will go to for a perfect smile and how teeth provide vital forensic clues in the aftermath of warfare or natural catastrophe.

A selection of letters to and from the Tooth Fairy reveal the very particular relationship children have with the gaining and losing of teeth, and how parents, dentists, and new technologies can help combat dental anxiety. Readers can also submit their own Tooth Fairy letters as part of a [digital project](#).

[The exhibition](#) runs from 17 May 2017 to 16 September 2018

Art for Health's Sake: Cataloguing the Arts for Health Archive Collections

Starting in the 1970s, a group of creatives came together to try and get more art into British hospitals. They were tired of drab and run-down hospital spaces, with dingy lighting and winding bleak corridors. By improving the design, layout, and ambience of hospitals and injecting some colour into tired hospital buildings, they hoped to enhance the patient experience.

Led by the charismatic Peter Senior, [Arts for Health](#) was set up in 1988 to champion the role of arts in healthcare. It grew out of Hospital Arts Manchester (1973) and in response to the findings of The Committee of Inquiry into the Arts and Disabled People. The Committee was the first comprehensive review in the UK evaluating facilities available for disabled people to participate in the arts. The report (1985) also recommended that health authorities should designate a coordinator of arts programmes and that any new hospital should include artworks and facilities for arts activities.

The use of colour, light, and space in design was a core interest of Arts for Health, working with local authorities in the design and redevelopment of new and existing hospitals. Through photographs, correspondence with artists, design drawings, and publications, the archive documents Arts for Health's involvement in the planning and development of new hospitals, like the flagship [Chelsea and Westminster NHS Hospital](#) (1993). This new building was designed to provide a light and open environment, with a large atrium canopy at the centre of the hospital, and wards surrounding several large atrium spaces, with artworks featuring heavily throughout. On the Isle of Wight, another organisation called [Healing Arts](#), with close connections to Arts for Health, was working on an ambitious project to build a new low-energy hospital (St Mary's Hospital, Newport) with arts embedded in the design and running of the hospital. This process is documented in the Healing Arts, Isle of Wight archive.

As well as environmental design, Arts for Health and related organisations worked with patients to introduce participatory arts programmes, ranging from poetry and movement, to visual arts and drama. The aim was to transform completely the experience of visiting or being in a hospital. The idea of arts on prescription, or using art as a medium of expression, social interaction, and creativity, was central to the work of these groups. Examples of these programmes are documented in photographs and papers in the archives, including reminiscence projects in retirement homes, art classes with individuals suffering from mental health problems, and participatory music sessions with stroke survivors.

Catalogued collections include:

- Arts for Health archive: the main organisational archive of Arts for Health; ([ART/AFH](#)).
- Healing Arts, Isle of Wight archive: Papers of Healing Arts, Isle of Wight from its establishment in 1984 up to 2012; ([ART/IOW](#)).
- Mike White archive: Papers relating to Mike White's work for Arts for Health while at Gateshead Council and Durham University; ([ART/MIW](#)).
- Langley Brown archive: Papers relating to Langley Brown's work for Manchester Hospital Arts (now Lime), and for Start (Sheltered Training in the Arts); ([ART/LAB](#)).
- Stockport Arts and Health archive: Papers of Stockport Arts and Health, 1990-2008; ([ART/SAH](#)).
- Graham Cooper archive: Cooper's working notes and research folders for projects on effects of hospital architecture on patient wellbeing and care; ([ART/COO](#)).

In addition, some publications have been added to the Library's holdings, and can be searched for in the Library catalogue by searching "[Donor: Arts for Health](#)".

Elena Carter, Archivist

[BACK TO TABLE OF CONTENTS](#)

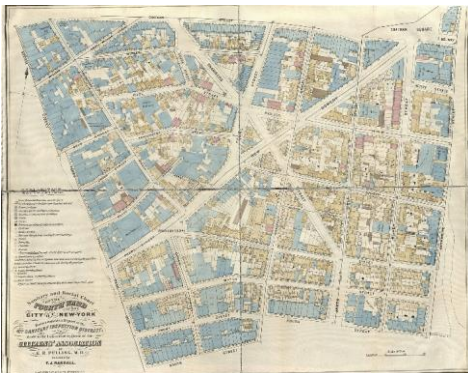
NEWS FROM THE LIBRARY & CENTER FOR THE HISTORY OF MEDICINE & PUBLIC HEALTH, NEW YORK ACADEMY OF MEDICINE

Summer Programming

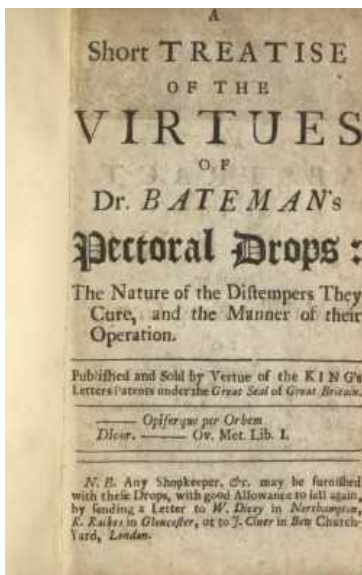
On May 22nd we invited our first ever artist-in-residence, Kriota Willberg, a visual and embroidery artist, to share her research, process, and artworks from her 2017 residency, when she explored the history of stitches and ligatures—surgical techniques that also

bear relevance to art and craftsmanship. On May 24th our curator, Anne Garner, and historical collections librarian, Arlene Shaner, led an after-hours session on “Women’s Health and Medicine” as part of our partnership with Atlas Obscura; a session on “Medieval Sex and Death” will take place on July 23rd. Academy Fellow and Friend of the Rare Book Room Randi Hutter Epstein spoke about her latest book *AROUSED: The History of Hormones and How They Control Just About Everything* on June 28th.

Germ City: Microbes and the Metropolis, an exhibition that the Academy is co-curating with the Museum of the City of New York and the Wellcome Trust, opens September 14th at the Museum on Fifth Avenue between 103rd and 104th Streets. Man and microbes have always cohabited, and their relationship has had a profound influence on human history—especially in cities, the crossroads of the movements of people, goods, and germs. *Germ City* explores the story of New York’s long battle against infectious disease—a fight involving government, urban planners, medical professionals, businesses, and activists—revealing how disease has changed us physically, socially, and culturally. A full roster of programs in connection to the exhibition will be announced at the end of the summer.



At left: “Sanitary and Social Chart of the Fourth Ward of the City of New York” from *Report of the Council of Hygiene and Public Health of the Citizens' Association of New York upon the sanitary condition of the city. Published, with an introductory statement, by order of the Council of the Citizen's Association* (New York: D. Appleton and Company, 1865).



Recent Acquisitions

Benjamin Okell's *A short treatise of the virtues of Dr. Bateman's pectoral drops*, published in London in 1726, attests to the curative properties of a new drug to cure gout, rheumatism, jaundice, stone, and asthma. The drops were made from a tincture of gambir (an astringent extract from an Asian plant) and opium. The last section of the treatise contains testimonials from satisfied customers. The work complements a [1731 American reprint already in](#)

[our collection](#) printed by Peter Zenger in New York and likely the first piece of medical printing in New York. Zenger, who would later become famous for printing seditious texts, was instrumental in establishing freedom of the press in America. The Academy has the only known copy of the American imprint.

Digital News



English physicians Charles Scarborough and Edward Arris performing an anatomical dissection in 1651.

William S. Ladd Collection of Prints

The Library received a digitization grant from the Metropolitan New York Library Council (METRO) through the New York State Regional Bibliographic Databases Program to digitize the William S. Ladd Collection of Prints and make it available to the public.

The William S. Ladd Collection of Prints consists of 671 prints, primarily portraits, dating from the 17th through the early 19th century. Dr. Ladd was Dean of the Cornell University Medical College. He gave his significant collection of prints to the Medical College Library, where Erich Meyerhoff, the Librarian, recognized its value. Thinking that the collection belonged in a major research library, he arranged for it to be donated to the Academy Library in 1975.

The prints are spectacular and appealing because of their subject matter and artistic merit. They lend a personal dimension to the study of the history of medicine. Once the Academy acquired the collection, work was done to establish the names of portrait subjects, artists, engravers, and lithographers, which led to the development of the Ladd Collection Guide. Additionally the collection was rehoused and organized by size from small (16.5cm x 10cm) to extra-large (76cm x 61cm). Digitization will begin in the summer and is scheduled to be completed in the fall of 2018.

Kate Bator works in the Gladys Brooks Book and Paper Conservation Laboratory on a parchment repair project

From April 16 to May 11, Kate Bator from SUNY Buffalo worked on a parchment repair project, repairing twelve 16th-century parchment bindings from the Winthrop Collection. Members of the Winthrop family were early American collectors of texts on the history of

medicine, and the Academy Library holds approximately 120 rare books from their collection. Kate's project focused on identifying key ways in which parchment bindings deteriorate, researching historical and modern materials and techniques for parchment repair, and determining the best treatment approach to specific types of damage.

Library Staff Transitions

Scott Devine, Head of Preservation, has accepted a position as a conservator at the National Postal Museum, Smithsonian Institution, Washington DC, leaving the Academy June 1. Also from the Library's Gladys Brooks Book and Paper Lab, Collections Care Assistant Yungjin Shin entered a graduate program in book and paper conservation in the University of Delaware/Winterthur program; she left the Library May 16 and will commence her studies in fall 2018.

Research Fellowship Program

Applications are currently being accepted for the Academy Library's two residential fellowships, the Paul Klemperer Fellowship in the History of Medicine and the Audrey and William H. Helfand Fellowship in the History of Medicine and Public Health. The deadline to apply for fellowships – which may be used any time during 2019 – is August 24th. More information and application forms can be found here:

<https://www.nyam.org/awards-grants/library-fellowships/>

[BACK TO TABLE OF CONTENTS](#)

NEWS FROM THE HISTORICAL MEDICAL LIBRARY, COLLEGE OF PHYSICIANS OF PHILADELPHIA

Of Marvels and Medicine: Perceptions of Abnormal Human Development - Symposium Videos

In March 2017 the Historical Medical Library (HML) unveiled its second exhibit in the Mutter Museum. Titled *Imperfecta*, the exhibit explores shifting perspectives about abnormal human development from 1555-1891. Later that year, *Further into Imperfecta*, a complementary digital exhibition, went live. Built in Scalar, a non-linear digital scholarly publishing platform, *Further into Imperfecta* is intended as an ongoing exhibit, with new material being added over the lifetime of the *Imperfecta* exhibit.

To commemorate the one-year anniversary of *Imperfecta*, the HML hosted a symposium on March 19, 2018. *Of Marvels and Medicine: Perceptions of Abnormal Human Development* explored elements of teratology and disabilities through the work of six leading scholars and professionals. The HML is pleased to announce that fully captioned videos of these presentations, including lecture slides, are now available to view as the first major addition to *Further into Imperfecta*. You can view all six videos here, <http://bit.ly/marvmed>, and, for the extra curious, please take some time to explore the rest of the exhibit as well.

New Staff!

Mary Hanes joined the staff of the HML in June as Collections Management Librarian. Mary served as Senior Librarian at the Delaware Health and Social Services Library and was most recently a Library Specialist at Bear Library, a public library in Delaware. She earned her MSLIS from the University of Alabama and also holds a BA in Material Culture Preservation from the University of Delaware. Mary will be at the HML overseeing a three-year project to curate a core collection in the history of medicine.

Promoting LODLAM through Social Media

With the merger of the HML and Mütter Museum catalogs in April 2017 came the ability to express collection descriptions as linked data. For example, here is the catalog record for a bean called a “Jobs Tear” removed from a 5-month old child by Dr. Chevalier Jackson:

HISTORICAL MEDICAL LIBRARY

of The College of Physicians of Philadelphia

[Log In](#) | [My Account](#) | [My Lists](#) | [Select Language](#) | |

Everything ▾ All Fields ▾ Jobs tear SEARCH Advanced Search

Title/Object Name: Foreign Body: White Bean
(Jobs Tear)

Select an Action ▾

General Note: Anesthetic Used: None
Case Remarks: Large quantities of pus liberated.
Date of Procedure: 12/3/1912
Forceps Used: Expansion
Location in Patient: Right main bronchus, six days

Personal Subject: Jackson, Chevalier, 1858-1965.

Subject Term: Foreign bodies (Surgery)
[Otolaryngology](#)

Added Title: Chevalier Jackson Collection

Abstract: Patient Age: 5 mos.
Patient Name: Umberto Sclarino
Point of Seizure: Presenting cone
Procedure Complications: Round smooth impacted cone, apex presenting. Annular edematous stenosis.
Procedure Duration: 12 mm.
Procedure Results: Extraction cure
Retrieval Route: Oral

Text This To Me

▾ Available:1

Material Type 	Shelf Number 	Shelf Location 	Status 	Item Holds
Chevalier Jackson Collection	FB 342	In-house exhibition	In-house exhibition	Unavailable

Here is that same record expressed as linked data:

[illegible]

Having our collections data expressed this way allows for that data to be crawled by all major search engines. However, building connections cannot be left to the mercy of spiders.

To facilitate even the tiniest of link-building connections, we have started a Twitter-based campaign to share our researcher's favorite resources via linked data. Here is a sample:



CPP HistMedLibrary @CPPHistMedLib · Jun 29

@jonathansjones #favoritethings are the William W. Rutherford and A. T. Dean account books at College of Physicians of Philadelphia cc @cpphistmedlib link.collegeofphysicians.org/portal/William... #librarylink



William W. Rutherford and A. T. Dean account book...
link.collegeofphysicians.org




A simple Tweet, with a link that, when clicked, takes you back to...the original catalog record. Boring on the surface, but each click adds connections back to the catalog through the linked data, building basic connections – a technique you may have seen used by your local public library.

```
Here's a "title list" for you, in code, to our placentas: <div class="citation"
vocab="http://schema.org/"><i class="fa fa-external-link-square fa-fw"></i> Data from
<span resource="http://link.collegeofphysicians.org/resource/40GCy3Q8iHQ/"
typeof="CategoryCode http://bibfra.me/vocab/lite/Concept"><span property="name
http://bibfra.me/vocab/lite/label"><a
href="http://link.collegeofphysicians.org/resource/40GCy3Q8iHQ/">Subject:
Placenta</a></span> - <span property="potentialAction"
typeOf="OrganizeAction"><span property="agent" typeof="LibrarySystem
http://library.link/vocab/LibrarySystem"
resource="http://link.collegeofphysicians.org/"><span property="name
http://bibfra.me/vocab/lite/label"><a property="url"
href="http://link.collegeofphysicians.org/">College of Physicians of
Philadelphia</a></span></span></span></span></div>
```

We could end with a joke about an umbilical cord, but we won't.

REPOSITORY NEWS

CHFM ANNOUNCES RECIPIENT OF ANNUAL SANDRA L. PANTHER HISTORY OF FAMILY MEDICINE FELLOWSHIP



Kate Rowland, MD, MS, FAAFP

The Center for the History of Family Medicine (CHFM) is pleased to announce the recipient of the 2018 Sandra L. Panther Fellowship in the History of Family Medicine.

Kate Rowland, MD, MS, FAAFP of Aurora, Illinois has been awarded the CHFM's Eighth Annual Fellowship in the History of Family Medicine for her project "Histories and Stories as Antidote for Modern Family Medicine Challenges."

Dr. Rowland serves as a core faculty member at the Rush-Copley Family Medicine Residency. She is also an Assistant Professor for the Department of Family Medicine at Rush University. Currently, she is the Associate Clerkship Director for the Primary Care Clerkship at Rush University.

A prolific writer, Dr. Rowland is formerly the Editor in chief of the Priority Updates from the Research Literature series, produced with the Family Physicians Inquires Network

and published in the *Journal of Family Practice*. Currently, she is an associate medical editor of *FP Essentials* and is on the editorial board for the *Journal of Family Practice*. She holds a BA degree from the University of Notre Dame, a MS degree from the University of Chicago, and an MD from the Rush Medical College in Chicago, Illinois. After residency, she also completed a fellowship in primary care clinical research in the Department of Family Medicine at the University of Chicago.

Dr. Rowland's fellowship project "Histories and Stories as Antidote for Modern Family Medicine Challenges" will analyze family medicine's response to previous instances of change, challenge, and hard times and use oral and written histories to identify how family physicians have responded to those challenges. According to Dr. Rowland, "Our history is valuable for approaching and thinking about today's problems, and its value can be seen through a few lenses. Perhaps individual family doctors who have gotten through hard times will offer inspiration and perspective that current family physicians will find useful."

On receiving the news that she had been awarded the fellowship, Dr. Rowland said, "I am grateful and excited for the opportunity to dig into the Center's archives and interview senior family physicians about our history. I hope to share the lessons learned."

The CHFM currently sponsors one \$2,000 Fellowship in the History of Family Medicine each year. Now renamed the Sandra L. Panther Fellowship in the History of Family Medicine in honor of former AAFP Foundation executive director Sandra L. "Sandy" Panther, interested family physicians, residents, students, other health professionals, historians, scholars, educators, scientists and others are invited to apply for the 2019 Fellowship. For more information, please visit the Center's website at:

<http://www.aafpfoundation.org/chfmfellowship>

Housed at AAFP headquarters and administered by the non-profit AAFP Foundation, the Center for the History of Family Medicine serves as the principal resource center for the collection, conservation, study, exhibition, and dissemination of materials relating to the evolving history of the specialty of Family Medicine in the United States. For more information on the Center, please contact Center staff via telephone at 1-800-274-2237 (ext. 4420 or 4422), via fax at (913) 906-6095, via e-mail at chfm@aafp.org, or visit our web site at: <http://www.aafpfoundation.org/chfm>.

CUMC Archives & Special Collections Digitizes Nursing Alumni Magazine

Archives & Special Collections at the Columbia University Augustus C. Long Health Sciences Library is pleased to announce the digitization of the *Quarterly Magazine*, the publication of the Columbia University-Presbyterian Hospital School of Nursing Alumni Association. The issues included date from 1906, when the magazine was established, through 1952, with the exception of the 1922-26 volumes which were too fragile to digitize.

The Presbyterian Hospital Training School for Nurses was founded in 1892 and became part of Columbia University in 1937. It is now known as the Columbia University School of Nursing. The Alumni Association (originally the Alumnae Association) was established in 1899 to “create and promote a common fellowship among graduate nurses.” By 1952 the School had about 2500 living alumnae, most of whom were members of the Association.

The volumes digitized contain more than 10,000 pages and are a rich source for both the history of the School and for nursing in general. The magazine contains letters from alumni writing about their nursing experiences in far-flung corners of the world as well as during both World Wars. The early issues also

functioned as an alumni directory making them a valuable source of biographical information about early 20th century North American nurses.




The magazine can be accessed through the Archives & Special Collections' Digital Collections page on its website: <http://library-archives.cumc.columbia.edu/digital-collections-columbia-university-health-science-schools>

It can also be found through the [Medical Heritage Library](#), a digital curation collaborative among some of the world's leading medical libraries.

The project was made possible through a generous gift from the Columbia University-Presbyterian Hospital School of Nursing Alumni Association.

Stephen E. Novak

Head, Archives & Special Collections
Augustus C. Long Health Sciences Library
Columbia University Medical Center

Abraham Jacobi Letters Digitized by Arthur H. Aufses, Jr. MD Archives & Mount Sinai Records Management Program

The Arthur H. Aufses, Jr. MD Archives is proud to announce the release of a digital collection of letters by Abraham Jacobi, MD, “the father of American pediatrics.” The collection brings together digitized content from the holdings of two separate institutions, the Aufses Archives at Mount Sinai and the Historical Medical Library of the College of Physicians of Philadelphia, which overlap in time and subject matter. Much of the correspondence describes Dr. Jacobi’s administrative work at New York’s Mount Sinai Hospital, where he established the first pediatric department in a New York City general hospital and served for 25 years as President of the Medical Board. The collection, which includes full transcriptions of all letters, can be viewed in the Mount Sinai Digital Repository at

<http://dspace.mssm.edu/handle/123456789/31130>.

The Archives has also recently added the finding aids of several significant new collections to its website. These include the minutes of the Trustees and Medical Board of the Beth Israel Medical Center, which extend back to the 1889 Yiddish-language minutes of the hospital’s founding; the World War I photographs of Col. Henry H.M. Lyle, MD; and historical records related to the Reverend William A. Muhlenberg, the founder of St. Luke’s Hospital.

New Location for University of North Carolina’s Health Sciences Special Collections

The Wilson Special Collections Library at the University of North Carolina at Chapel Hill is pleased to welcome three new colleagues who will bring expertise in special collections related to the health sciences.

Special collections librarian Dawne Lucas, cataloging librarian Barbara Tysinger, and special collections technician Susan Jones moved from the Health Sciences Library to the Wilson Special Collections Library effective July 1.

Over the next year, the University Libraries will also move special collections materials currently held at the Health Sciences Library (HSL) to Wilson Library.

In making these changes, the goal is to expand access to rare health sciences materials in a space that is dedicated to the use, exploration, and visibility of special collections. Researchers will enjoy more hours each week, including weekends, in which to use these materials. We will also be able to provide better support for research and teaching with all special collections, including interdisciplinary work.

Beginning July 1, HSL special collections materials will be served in the Wilson Library special collections research room. Researchers must request HSL special collections materials at least 48 hours in advance. Researchers are encouraged to contact wilsonlibrary@unc.edu in advance of their visit.

If you have questions about this move or about using health sciences special collections, please contact Wilson Library: (919) 962-3765 or wilsonlibrary@unc.edu.

Dawne Lucas

Special Collections Librarian

Rare Book Collection, Wilson Special Collections Library

University of North Carolina at Chapel Hill

[BACK TO TABLE OF CONTENTS](#)

BOOK REVIEWS

Ellen S. More. *Beating the Odds: The University of Massachusetts Medical School, a History, 1962-2012; Integrating Primary Care and Biomedical Research.*

Cambridge, MA: TidePool Press, 2017. 666 pages. \$55. ISBN 9780997848229 0997848227

It is very clear to archivists that every institution has a unique personality shaped by its past. That is part of what makes an institutional archives such an asset to their

organization, or at least that is what I tell my administration. While health care organizations have commonalities and respond to many of the same outside influences, how the institution evolves and responds is dependent on its past.

Ellen S. More, PhD, has written a history of the University of Massachusetts Medical School (UMMS). The volume traces the creation and development of UMMS and how the institution dealt with the many external and internal factors that impact a medical school. It is a long book that makes wonderful use of the 136 oral history interviews that she conducted. As she notes in the acknowledgements, "I was able to interview every U Mass medical school dean and chancellor." (p.xiii) This points to More's role as an insider, serving first as a Professor of Psychiatry (now Emeritus) and then as the founding head of the Office of Medical History and Archives.

The structure of the book is mostly chronological and broken into two parts. Part I tells the story of the hard work – often involving politicians and union heads – that went into the creation and building of the school from 1962 until its doors opened to students in 1970. Part II discusses 1970-2012 (with some more recent information thrown in). It covers the university hospital, the implementation of a primary care focus in the curriculum while building a research component, a shorter look at what the environment was like for students and faculty, and, finally, the development of the Graduate School of Nursing and Graduate School of Biomedical Sciences. There is also a small section on the evolution of the UMMS Lamar Soutter Library (More's aside on page 620 about the library's original design, "vintage 1970s with bright orange carpeting and blue upholstery," made me laugh. The 1970s library here at the Icahn School of Medicine was blue carpeting with bright orange vinyl couches).

It is an important decision for an author to choose the best way to tell the history she or he is writing because there are many stories happening at the same time, overlapping and influencing each other. The upside of More's choice to structure her book in this way is that it makes clear the outside influences that impacted the organization, in particular the political influences the school experienced as a public entity, from when it was just an idea through its creation and coming of age. More does an excellent job at outlining the external factors and actors, national and local, which shaped the school over time. Her introductory paragraphs at the start of each chapter serve as good summaries and help explain the chapter to come.

The initial tension among the founders – political and medical - was over what type of school UMMS would be. The government, which was bearing the cost of creating the school, wanted the new school to provide the state with primary care providers, people that would stay in Massachusetts and serve the people in underserved areas, both rural and urban. (There are several interesting mentions of the opinions of the existing Boston medical schools on what would be a new competitor in their backyard.) The first medical school Dean, Lamar Soutter, MD, was agreeable to this, as long as the school was supported by its own university hospital with a full complement of medical specialists to give the students a good grounding in the most up-to-date treatments available and research laboratories to attract high-caliber basic scientists to Worcester. He did not want the school to be seen as second-tier simply because the emphasis was on primary care training.

In the end, both sides got what they wanted, but it was a journey with stops and starts. A university hospital was built but eventually became a financial burden and was sold. After a merger with another hospital, it continues to maintain a strong clinical affiliation with the school. The same progression occurred with developing a research component at the school. Early on research efforts were small and scattered, but over time they became more coordinated and successful. The high point was surely the awarding of the Nobel Prize in Physiology or Medicine in 2006 to Craig C. Mello, PhD, for his work with Andrew Z. Fire on RNA interference, or RNAi. On the education side, it took until the 1990s for the curriculum to really focus on how best to turn out primary care physicians.

Dr. More excels in fleshing out the times and getting across the various viewpoints that existed, showing that nothing is inevitable or preordained, and success is not assured or continual. This is where her efforts to create the oral history interviews really pay off. She quotes extensively from these interviews, and they add substance to the story, especially in the sections on the student experience, but also in the chapters about getting the research efforts off the ground. These are areas that are often hard to document, and the interviews not only add to this book, but also will be real treasures for the archives at UMMS forever.

With any book, the decision on how to structure the story can add strength to the effort, as well as weakness. In this case, for those not familiar with UMSS, it was difficult to trace the actual history of what happened when. The description of the political battles that marked the early years of the school took up the story until page 275. Over these pages, some information about the school was mentioned – that the students arrived in

1970, the clinics opened in 1975 and the hospital opened in 1976 – but often in passing. It was not until Chapter 11 that the student experience was fleshed out. This brought together bits of information that had been touched on in earlier chapters and helped to tie things together. Using the lens of the students, you learned about what the campus was like, when the buildings opened, what the teaching spaces were like, and what kind of students the school admitted. Perhaps the first chapters could have been shorter and a timeline included that would have listed some milestones to provide some context. It would also have been nice to hear more about the Graduate School of Nursing (7 pages) and the Graduate School of Biomedical Sciences (9 pages), in particular, more about how the nursing school interacts with the rest of the UMMS community.

As the story came closer to today, the chapters seemed to be more of a listing of names, people succeeding people, and programs being established. Writing as an insider, and using oral history interviews as a major source, made this a very personality-filled volume, but so many names and faces come and go it becomes hard to keep track of them. Again, it was hard to have an overview of the school from that level. (I would also note from experience that this can be a tricky thing to do, deciding who is included and who is not. More seems to have highlighted some outstanding faculty.) Related to this point, it would have been nice to have more images of the campus and action shots (classes, students, clinical care) and fewer photographic portraits of faculty.

This is just a quibble over what is a well-written book that is easy to read. More tells her history well and makes the story interesting, even to those who know nothing about the University of Massachusetts Medical School. I would recommend this book to anyone interested in the history of American medical education because it gives a sense of the intricacies of the environment in which medical schools exist. It is especially interesting to those of us who work in an institution founded in the same era of the 1960s/early 70s expansion of medical education in this country.

Barbara J. Niss

Director, The Arthur H. Aufses, Jr., MD Archives and
Mount Sinai Records Management Program

Douglas M. Haynes. *Fit to Practice: Empire, Race, Gender and the Making of British Medicine, 1850-1980*. New York: University of Rochester Press, 2017. 240 p. \$77.57 ISBN: 978-158046816

Dr. Haynes, a historian of Modern Britain at University of California, Irvine, traces the institutional history of the General Council of Medical Education and Registration of the United Kingdom (GMC) from 1858 to 1980. By exploring the historical developments, management and practices of GMC, Haynes argues that “the boundaries of nation and empire have influenced the scope of British medicine in the world as a social institution domestically” (p. 1). He analyzes the impact of the landmark 1858 Medical Act, the register that listed British doctors and their qualifications in the UK and overseas which served as an important imperial symbol to signify who could practice medicine internationally and who was “fit to practice and represent British medicine domestically” (p. 2). Haynes’ work examines the relationship of “overseas doctors of color in Britain and its relationship to the historical invention of British medicine within the context of British imperialism.” (p. 2).

The book is divided into two parts that span over a century; the first part of the book examines the creation and development of British medicine since the mid-19th century by covering legislative acts and policies including the 1858 Medical Act and its amendment in 1886. The chapters also cover the political, social, and economic consequences and progresses of British medicine and how it was perceived as an “exclusive imperial national profession” (p. 5). Haynes covers the transformation of British medicine before and after World War I and the role of the register in safeguarding imperial interests as participating countries and colonies adopted the legislation from the register by ensuring those medical graduates to practice medicine across “national and imperial boundaries” (p. 5). Haynes explores the experiences of overseas doctors during the war, and how Britain politically managed medical labor in this period.

The second part explores the postwar transformation of British medicine in the second half of the twentieth century. Haynes explores the globalization of the domestic medical profession by examining the “full registration for doctors from reciprocating countries and temporary registration for doctors from non-reciprocating countries” (p. 5.) This part analyzes the historical experiences of South Asian doctors in the UK, and how British medicine and the medical system was racially-configured and deconstructed. The presence of these doctors challenged the perception and privilege of British medicine and questioned who was “fit” to practice medicine, particularly the doctors of color in the

UK.

Fit to Practice offers a compelling historical study on how policies and practices of the British medical profession developed to exclude, include, and manage people under the empire and its national identity: domestic and overseas doctors, doctors of color, women, and the colonial subjects. Haynes has collected and analyzed a plethora of historical sources and documents from various archives to address the forces that served as a transformative impetus for the medical profession in the UK and the key factors that were largely shaped by domestic and imperial interests. Readers who are interested in the historical roles of medicine and medical doctors in the British Empire should find Haynes' work to be thorough and deeply engrossing.

Raymond Pun

Doctoral Student

California State University, Fresno

[BACK TO TABLE OF CONTENTS](#)

ADVERTISERS


JEREMY NORMAN & Co, INC.
 HISTORYOFSCIENCE.COM ▼ NORMAN PUBLISHING



Post Office Box 867
 Novato, California 94948-0867
 Tel: 415-892-3181
 Fax: 415-276-2317
 Mobile: 415-225-3954
 Email: orders@jnorman.com
 Web: www.historyofscience.com

Specializing in the history of medicine, science & technology
We welcome visitors by appointment only

Deborah Coltham
Rare Books



Specialising in Medicine & Science
 Catalogues and Lists available upon request
 Visitors by appointment only

North Downs House, Grays Road,
 Westerham, Kent, TN16 2JD
 Tel/Fax +44 (0) 1959 532681
deborah@coltham.co.uk
www.dcrb.co.uk

Nigel Phillips
 RARE BOOKS

Antiquarian bookseller specialising
 in the history of medicine
 and the health sciences

*Please send for my catalogue,
 or call for an appointment
 when in London*

The Cart House
 Paddock Field
 Chilbolton
 Hampshire SO20 6AU
 England

E-mail: Nigel@nigelphillips.com
www.nigelphillips.com

B & L ROOTENBERG



Rare Books & Manuscripts

Science, Medicine, Technology, Natural History,
Early Printed & Illustrated Books.

Post Office Box 5049 • Sherman Oaks, CA 91403
Telephone: (818) 788-7765 • Telefax: (818) 788-8839

blroot@rootenbergbooks.com

www.rootenbergbooks.com



The Watermark (ISSN 1553-7641) is the quarterly publication of the Archivists and Librarians in the History of the Health Sciences (ALHHS). It was founded in 1976 to serve as the newsletter of the Association of Librarians in the History of the Health Sciences, but changed its subtitle in 1992 when ALHHS changed its name. OCLC records are # 11902760 (1976-1992) and # 40676801 (1992-present).

Copyright © 2018 by ALHHS. All rights reserved.

[BACK TO TABLE OF CONTENTS](#)